

TRADER



38

S P R I N T



38
SPRINT

Express Weekender

Our Trader 38 Sprint combines the revolutionary Zeus drive system with unbeatable design and engineering features to create the ultimate express weekender. Exciting handling and unrivalled manoeuvrability are allied with spacious living areas, luxurious cabins and the range to make longer journeys.

The ground-breaking Zeus drive system from Cummins MerCruiser Diesel (CMD) combines engine, power train and control systems in one optimised package, creating a driving experience that is both exhilarating and intuitive. We developed an all-new Trader hull to maximise the benefits of the Zeus drive train and produce a yacht with outstanding performance capabilities.

Every detail on the 38 Sprint has been conceived and executed to provide the ultimate cruising experience, cementing Trader's position at the fore-front of progressive yacht design. From her unique one-piece windscreen, to her hand-crafted luxury interior and ultra-modern hull colour options, the 38 Sprint is one of the most forward-thinking Trader designs to date and is guaranteed to turn heads.

The saloon floor is flush with the aft cockpit, creating one large entertainment area when the four panel doors are fully opened. A door to the side deck adjacent to the helm and a large powered sunroof allow the saloon to be opened up even further. The 38 Sprint is just as suited for entertaining guests, as she is for providing exhilarating cruising and luxurious accommodation for her owners.



*“Unrivalled manoeuvrability,
thoroughbred performance
and the spirit of fun”*

Zeus

Handling

- Intuitive helm with integrated controls
- Exceptional manoeuvrability with joystick control
- ‘Sky hook’ for GPS-controlled station keeping

Zeus vs. Shaft

- Up to 30% improved fuel economy
- Up to 15% faster cruise speed
- Up to 15% faster top speed

Safety


- Rear-facing propellers
- Tunnel-mounted design
- Sacrificial impact protection

The beating heart of the 38 Sprint is the Zeus complete boat propulsion system. This combines the engine, powertrain and all control systems including steering and helm interface in one optimised package.


While the science and technical developments in Zeus represent the biggest advance in motor yacht propulsion of recent time, this is not just about the engineering. Zeus is really about the boater – making boating easier, safer and more enjoyable than ever before.

Exceptional performance and manoeuvrability are matched by the most intuitive control systems afloat. Features including automatic trim tabs and ‘skyhook’ station-keeping

coming as standard and Smart Joystick control allows the boat to move in any direction without the need for a bow thruster. With the Sprint, the traditional stresses and hassles of berthing quickly become a distant memory!



Pod propulsion is more efficient than conventional rudder and shafts. Reducing the underwater appendages mean less drag under the hull, so more of the power goes into performance.



“The perfect base for enjoying days on the water with family and friends”

Decks

Comfort

- Spacious aft cockpit for relaxation and entertainment
- Built-in aft seating, with optional teak tables
- Flexiteek decking throughout
- Fore deck sunpads

Exhilaration

- Large bathing platform for water sports
- Huge lazarette for sports equipment and water toys
- GPS-controlled station-keeping ideal for fishing, event spectating and more

Practicality

- Wide, deep side decks and high hand rails
- Four boarding gates for easy access
- Raised mooring gear, built-in fender lockers





“Innovative design and skilled craftsmanship create a delightful ambiance on board”

Living

Comfort

- Light, spacious, open-plan saloon flush with aft cockpit
- Hand-finished teak and bamboo throughout interior
- Dining area with coffee/dining table and sofa seating
- Four-panel folding glass door opens up saloon to aft cockpit

Exhilaration

- Magnificent one-piece windscreen & sunroof
- Ergonomic dashboard and controls
- Powered custom-made helm seat

Practicality

- Door by helm for immediate access to side deck
- Sofa section converts to forward-facing viewing seat
- Lazarette under saloon floor, with washer/dryer



*“Home from home –
the Trader philosophy
of comfort and luxury”*

Accommodation

Master

- Large walk-round double bed
- Twin built-in wardrobes and multiple storage solutions
- En suite access to bathroom
- Sky light

Guest

- Two full-size single beds
- Built-in wardrobe and storage solutions
- Option to convert twin beds to double berth

Bathroom

- Corian finish
- WC and sink
- Shower in separate stall



TRADER 38 SPRINT



SPECIFICATIONS

Length Overall	39.0 ft	12.1 m
Waterline Length	32.0 ft	9.8 m
Beam	13.0 ft	4.0 m
Draft	3.2 ft	0.98 m
Displacement (half load)	11.1 tons	11,300 kg

CAPACITIES

Fuel	370 US gal	1,400 l
Water	130 US gal	500 l
Water Heater / Calorifier	17 US gal	64 l
Holding Tank	40 US gal	150 l
Batteries (engine start)	2 x 160 a.H. AGM	
Batteries (service)	2 x 160 a.H. AGM	

MACHINERY

Powertrain Twin ZEUS 3500 with CUMMINS QSB5.9 @ 380hp



OPTIONS

Upgrade to CMD Zeus at 425HP

Upgrade to CMD Zeus at 480HP

Coloured Hull (Aegean Blue, Jade Green, Baltic Grey, Coral Red)

Passarelle/Crane

Extended Bathing Platform

ONAN 7kW Generator

Air conditioning


Heating

Additional Teak Table (Aft Cockpit)


Canvas Enclosure (Aft Cockpit)



Aegean Blue



Baltic Grey



Jade Green



Coral Red

EXTERIOR

HULL

- Three principal GRP mouldings – hull, deck/superstructure and roof, with composite reinforcement, engineered by High Modulus utilising composite coring and resin infusion for light weight and strength.
- High performance hull designed by Tony Castro Naval Architects. Modified Vee, incorporating Zeus twisted hexagon tunnels.
- Solid GRP hull bottom with composite cored topsides. Vinylester skin layers
- All skin fittings on or below the waterline are in bronze, complete with gate valve
- Anodes – transom mounted bonded to all major underwater fittings
- Hull epoxy treatment
- Stainless steel opening portholes in all cabins
- Coloured boot top and stripes
- Full perimeter stainless steel and rubber rub rail
- Integrated GRP bathing platform; hinged swim ladder
- Antifouling

SUPERSTRUCTURE

- Deck superstructure bolted and bonded to hull along bulwark line, with the joint capped by rubrail
- Mooring bollards on coaming aft
- Forward coach roof in non-slip GRP with inserts for sunpads, cupholders and handrails
- Weather-tight sliding side deck door
- Frameless exterior windows in safety glass, bonded into superstructure moulding
- Opening powered sunroof
- Stainless steel foredeck hatch (escape hatch size)
- Grab rails on roof moulding
- Stainless steel mast fittings for navigation equipment and lights
- Navigation lights: port, starboard, steaming, stern and anchor
- Twin trumpet electric air horn
- Single piece windscreen (curved panel)
- Windscreen washers and wipers system
- TRADER stainless steel badges

- Twin trumpet electric air horn
- Single piece windscreen (curved panel)
- Windscreen washers and wipers system
- TRADER stainless steel badges

MAIN DECK

- FLEXITEEK synthetic teak laid main deck, including anchor locker hatches etc
- Perimeter stainless steel handrails
- Stbd side deck fold down boarding gate, with integral boarding step
- Stainless steel bow flag staff with base
- Raised bulwark around bow
- Deck fillers for fuel (2), fresh water (1) and holding tank pump out (1)
- Low level side deck lighting

COCKPIT & BATHING PLATFORM

- FLEXITEEK synthetic teak laid cockpit
- Aft deck access to saloon, via sliding and folding glass doors
- Transom GRP boarding door between cockpit and bathing platform on pantograph hinge
- Port and starboard boarding doors on pantograph hinges
- Engine room hinged hatch on powered rams that give clear access for major service, with man hatch in it for daily access

- Transom seating, with teak table
- GRP canopy with overhead handrails (telescopic for supporting canvas awning)
- Teak ensign staff with stainless steel base
- Transom wing handrails
- Deck lighting in underside of deck overhead canopy
- Low level lighting round cockpit and on bathing platform
- Locker for transom shower
- Shore power socket in locker – waterproof HUBBELL type
- FLEXITEEK synthetic teak laid bathing platform
- S/S boarding ladder in bathing platform

ANCHORING, MOORING & TENDER EQUIPMENT

- Raised bow platform for easy access to anchor and deck fittings, with stainless steel anchor roller, self launcher and chain stopper
- Electric windlass with 2-way remote control and counter at helm and deck foot switches
- 50 metres calibrated galvanised 8mm chain
- 18kg CQR type bow anchor in stainless steel
- Twin foredeck hatches to chain locker, with lift out GRP storage bins
- Mooring bollards on raised platform with fairleads
- Mooring bollards on coaming aft
- Spring cleats, two each side
- 6 Fenders complete with lanyards
- Concealed fender locker under starboard side deck
- 2 warps – 40' long
- Hand bell
- Boat hook and storage

EXTERIOR CANVAS

- All external seating made in marine grade vinyl
- Cockpit seating
- Foredeck sunpad
- Windscreen covers (see through mesh type)

ENGINEERING

ENGINE ROOM

- Located under the cockpit, with hinged hatch on powered rams that give clear access for major service, with man hatch in it for daily access
- Natural ventilation through superstructure grills and baffles, with natural and forced extraction systems, and full remote vent closures to seal engine room
- Completely soundproofed
- Flowcoat to bilge surfaces, moulded chequerplate walkways
- Powered engine room ventilation fans
- Master battery switch
- Colour coded wiring with multi-strand copper conductors
- DC and AC overhead lighting

MAIN ENGINES AND PROPULSION

- ZEUS 3500 drives (2) with CUMMINS QSB 5.9 @ 380hp engines
- Engine monitors – electric type with displays at helm – tachometer, volts, oil pressure, water temperature, oil and charge warning light, stop and start key switches
- Engines are fresh water cooled, with salt water cooled heat exchanger and water jacketed exhaust manifold engine and gear box oil coolers

- Exhaust bypass with silencers
- Single lever electronic throttle and gear controls
- 12 volt electrics, negative earth

STEERING SYSTEM

- ZEUS electric power steering system
- ZEUS tilt helm
- ZEUS smart joystick
- ZEUS integrated trim tabs
- ZEUS Skyhook electronic anchor

FUEL SYSTEM

- Twin aluminium fuel tanks complete with balance pipe, deck fillers and breathers, tank mounted sight gauges with fuel shut offs
- Fuel system layout allows either engine to draw from either tank
- Fuel pipe work to engine via filters with water traps
- Fuel gauges at helm for tanks

DOMESTIC WATER SYSTEM

- GRP water tank, complete with deck filler, breathers, electronic level gauge and sight gauge
- Hot water heated by engine coupled calorifier with 240v immersion heater (64 litre capacity)
- Fresh water service lines (hot and cold)
- Galley outlet
- Head outlets (two – sink & shower)
- Transom shower outlet
- Electric water pressure pump system
- Water tank gauge at helm

TOILET, WASTE & BILGE SYSTEM

- Shower sump tank with automatic pump
- Electric toilet
- GRP Holding tank with macerator and y-valve for deck pump out. Vented, with filter. Shut off valve between tank & pump
- Holding tank contents gauge at helm
- Three automatic bilge pumps

SALT WATER SYSTEM

- Salt water deck wash system. Thru hull inlet and strainer under fwd accommodation. Outlet in stbd anchor locker
- Main salt water inlets incorporated in ZEUS drives, with strainers

ELECTRICAL SYSTEM

- MASTERVOLT heavy duty 12v batteries, AGM type, 160aH each (4) @12V engine start banks and 320aH @ 12V domestic service bank, with battery parallel button
- MASTERVOLT charger/inverter – 60amp charge and 1.2kW inverter
- Remote control panel for charger/inverter monitoring
- All circuits throughout the vessel are protected by circuit breakers complete with volt and amp meters mounted on electrics panel
- Vessel wired for 220v/240v sockets (ring main) immersion heater (also heated via fresh water from engine) and battery charger
- All wiring throughout the vessel is multi-stranded copper, sheathed, colour coded and run in looms
- Waterproof deck socket for shore line connection
- Battery master and AC selector in electric panel
- Galvanic protection system

EMERGENCY EQUIPMENT

- High level bilge alarms

- Exhaust overheat alarms
- Emergency shut offs for fuel & engine room vents
- Manual emergency bilge pump
- Four hand held powder fire extinguishers in accommodation
- Automatic fire extinguisher in engine room, with manual discharge and status display at helm
- Fire blanket in galley

INTERIOR

GENERAL ARRANGEMENT

- Handcrafted teak joinery with bamboo veneer
- High quality hardware with controlled drawer runners, concealed cupboard hinges and push-lock catches
- Timber internal doors with solid frames, concealed hinges, magnetic operation door handles with privacy locks and magnetic holders
- FLEXITEEK Synthetic teak flooring in saloon, on steps and in head
- Rubber non-slip treads on internal steps
- Carpet flooring in cabins & forward lobby
- Vinyl upholstered ceiling panels
- Opening portholes in all cabins
- Interior blinds to side windows and all cabin portholes
- Electrical distribution panel in saloon area
- Deck head overhead halogen lighting
- Step lights on internal stairwells
- Rope lighting behind pelmets in saloon, master and twin cabin and around double berth
- Switches & sockets

SALOON & GALLEY

- Weather proof flush fitting pilot door to starboard side deck
- Sliding & bi-fold 4-panel glass door to cockpit
- Stairs to cabin
- Large work top with inserts for sink bowl and cover for hob in synthetic stone
- Large access hatch to storage lazarette under saloon, with supporting struts and ladder
- Powered helm seat
- Dash area upholstered and painted in matching NEXTEL suede effect
- Chart table to port
- U-shaped dinette raised on plinth, upholstered in synthetic leather
- Viewing seat to port, converts from dinette
- Folding teak table
- Overhead teak handrails
- Clock and Barometer
- Deep stainless steel sink with GROHE faucet
- Recessed two ring ceramic hob
- Electric combination oven/microwave
- Under counter fridge/freezer
- Extractor fan
- Over counter light
- Flat 20" TV in fold down cupboard with DVD player
- Hi-fi system, saloon, and aft deck, with CD changer, 6 speakers and exterior volume control

STORAGE LAZARETTE

- Large access hatch to storage lazarette from saloon, with supporting struts and ladder
- Non-slip flooring

- DC and AC overhead lighting
- Washer / dryer in utility area

MASTER CABIN

- Copious storage, including cedar lined full length hanging lockers with internal lights and drawers in bed
- Full length mirror on port aft bulkhead
- Sprung double mattress
- Padded headboard
- Quilted bedcover
- Portholes with Venetian blinds
- Concealed mesh/black out blind on overhead foredeck hatch
- Reading lights for each berth
- Wall lights

TWIN CABIN

- Copious storage, including cedar lined full length hanging locker with internal lights and storage under berth
- Twin berths with mattresses
- Padded headboards
- Quilted bedcover
- Porthole with Venetian blinds
- Reading lights for each berth

HEAD

- Shower with GROHE mixer taps, soap holders, separate drain trays and scrubbed teak seats
- Wash basin with GROHE faucet
- Electric toilet, full sized seat, fresh water flush
- Polished aluminium bi-fold shower door
- Washstand in timber finish
- Porthole with Venetian blinds in co-ordinated timber finish
- Synthetic stone counter tops
- Vanity mirrors
- Co-ordinated rails and accessories
- AC light with integrated shaver sockets in head
- Extractor fan

NAVIGATION

HELM STATION

- ZEUS Yacht Style DTS full electronic engine controls
- CMD SMARTCRAFT
- VESSEL VIEW full engine and systems instrumentation
- Compass with night illumination
- ZEUS mechanical tilt helm pump
- Steering wheel
- ZEUS Smart Joystick
- 2 variable speed windscreen wipers with washers
- 12V accessory socket

NAVIGATION AIDS

- ZEUS Precision Pilot autopilot system
- RAYMARINE Log and Depth Sounder
- RAYMARINE digital Radar / Plotter with 14" display
- RAYMARINE GPS
- SEA-ME active Radar Reflector

COMMUNICATIONS

- RAYMARINE VHF with DSC & antenna
- TV & VHF antennae



www.tradermotoryachts.com